

Scaled data based on original data using
LM-79-08 Approved Method: Electrical and Photometric Measurements of Solid-
State Lighting Products

Test Report Prepared for
Cooper Lighting Solutions
(formerly Eaton)

Brand: McGRAW-EDISON

Report Number: P385942

Luminaire Tested: **GWC-SA1C-735-U-SLL-HSS**

Issue Date: 3/3/2020

Test Information

Test Method: LM-79-08
Report Number: P385942
TEST IS SCALED FROM IESNA LM-79-08 TEST DATA (G2-1903-205-27)
Test Lab: INNOVATION CENTER
Issue Date: 3/3/2020
Manufacturer: COOPER LIGHTING SOLUTIONS (FORMERLY EATON)
Product Line: MCGRAW-EDISON
Catalog Number: GWC-SA1C-735-U-SLL-HSS
Description: GALLEON WALL LUMINAIRE
(1) 70 CRI, 3500K, 1050mA LIGHTSQUARE WITH 16 LEDS AND SPILL LIGHT
ELIMINATOR LEFT OPTICS WITH HOUSE SIDE SHIELD
Light Source: -
Ballast/Driver: ELECTRONIC DRIVER

Summary

Lumens per Lamp: N/A
Luminaire Lumens: 5261.6 lumens
Efficiency: N/A
Efficacy: 89.2 lumens/watt
Luminous Opening: Rectangular (W 0.5' x L: 0.5' x H: 0')
IES Classification: Type III - Medium
BUG Rating: B1 - U0 - G1

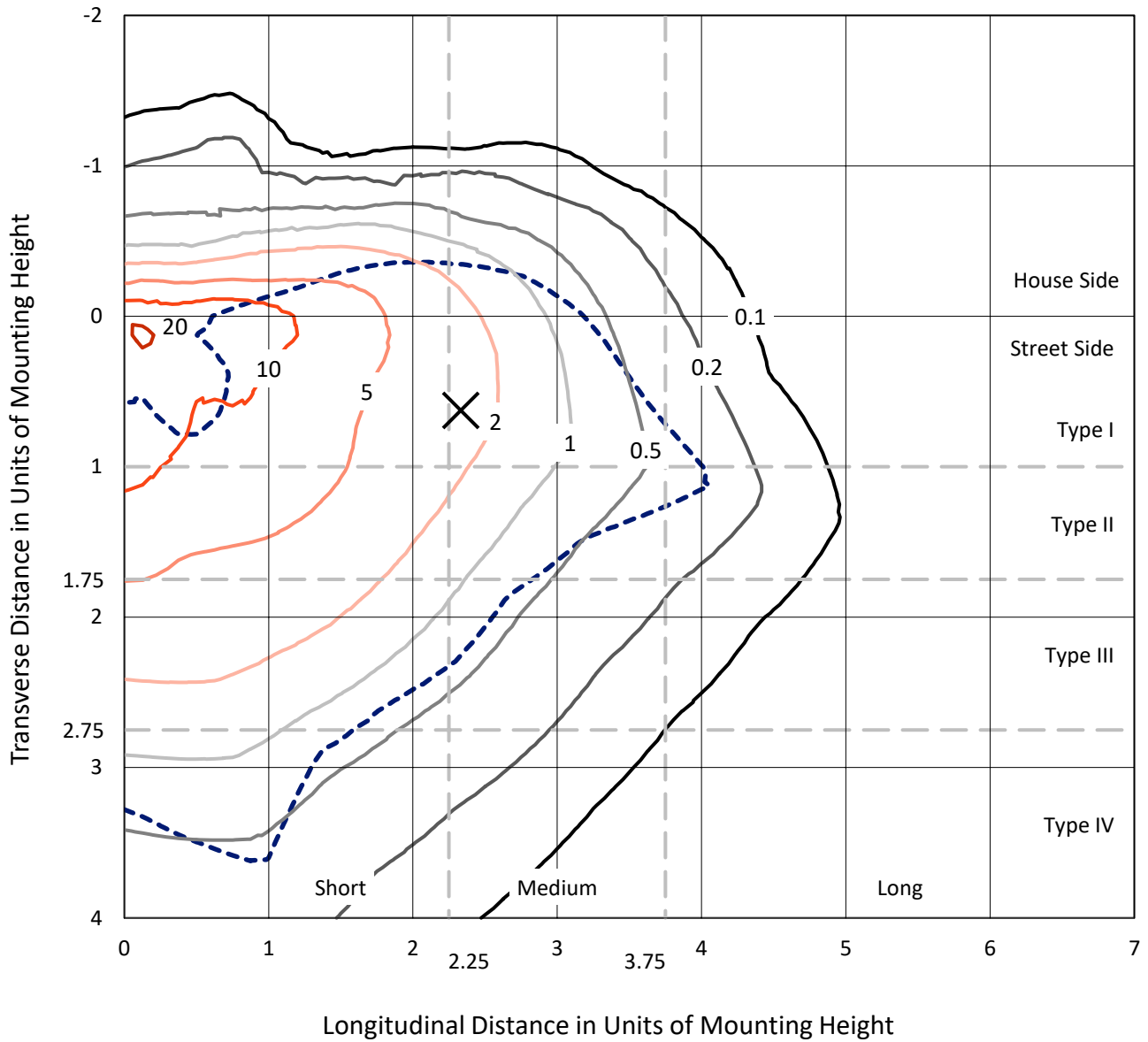
Input Watts (W): 59
Input Voltage (V): NR
Input Current (Ain): NR
Voltage Rise (V): NR
Power Factor: NR
Total Harmonic Distortion (THDi): NR
Frequency (hertz): 60
Stabilization Time: NR
Operation Time: NR
Ambient Temperature (°C): NR
Test Distance: 24 FT



REPORT NUMBER: P385942
 CATALOG NUMBER: GWC-SA1C-735-U-SLL-HSS

Iso-Footcandle Lines of Horizontal Illumination

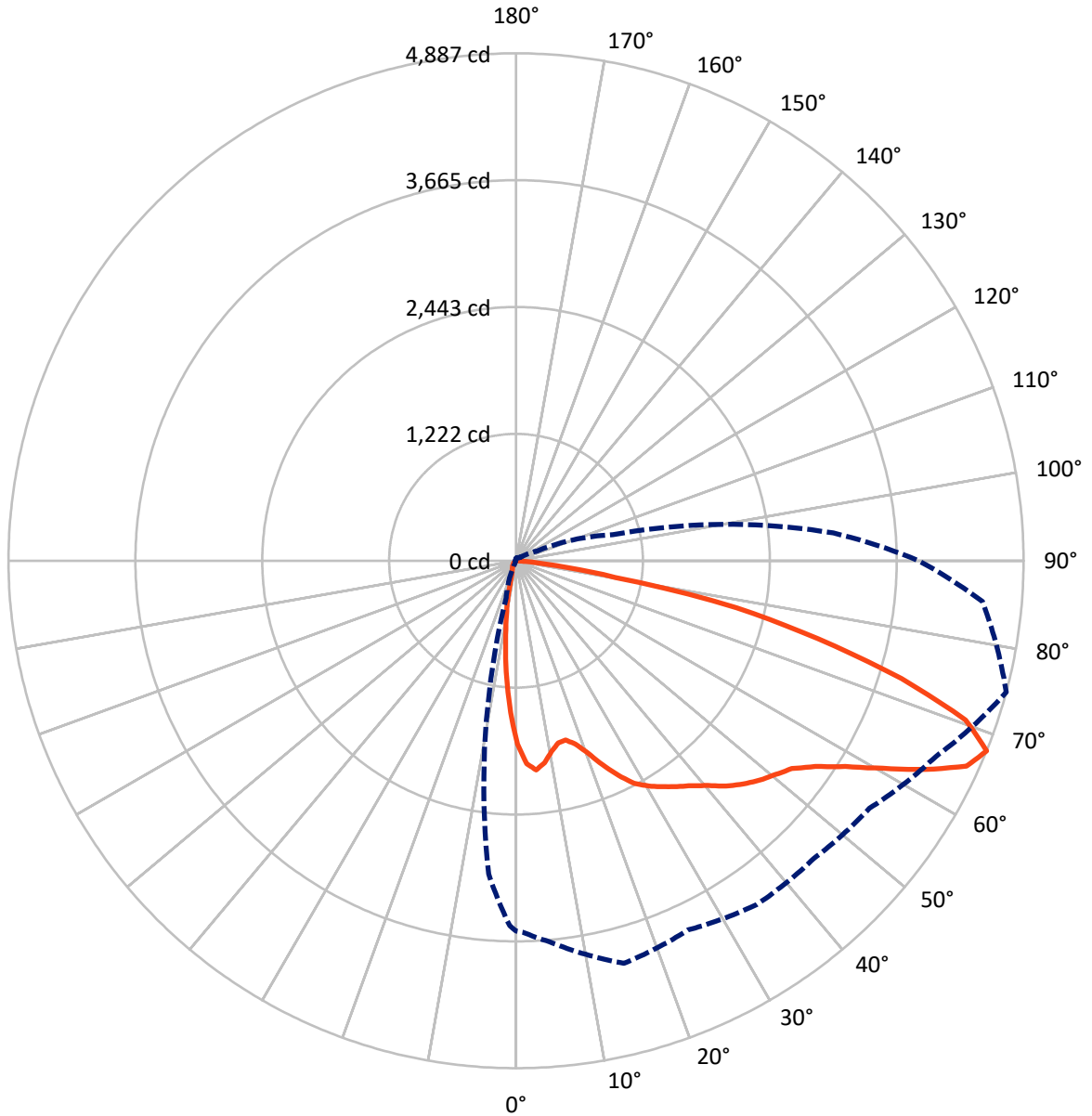
✕ Max cd
 - - - 1/2 Max cd



Based on 10 foot mounting height. Maximum calculated value = 22.9 fc
 Type III - Medium - N/A

REPORT NUMBER: P385942
CATALOG NUMBER: GWC-SA1C-735-U-SLL-HSS

Luminous Intensity Polar Plot



— Vertical Plane Through 75-Deg Lateral - - - Horizontal Cone Through 67.5-Deg Vertical



REPORT NUMBER: P385942

CATALOG NUMBER: GWC-SA1C-735-U-SLL-HSS

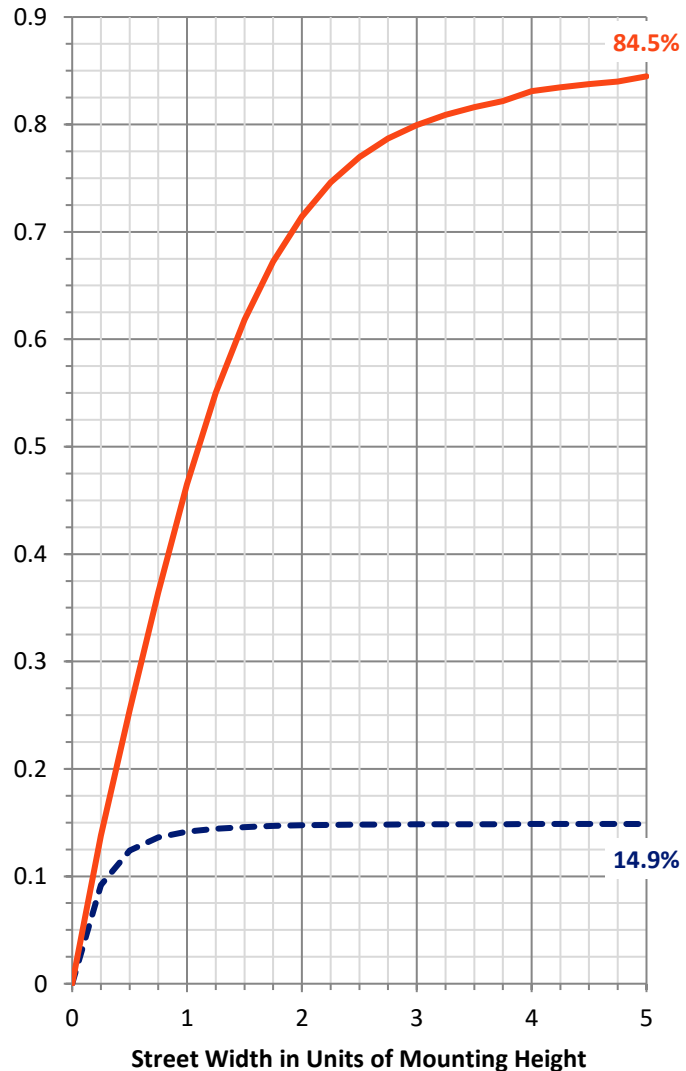
FLUX DISTRIBUTION:

		Downward	Upward	Total
House Side	Lumens	789.5	0.0	789.5
	% Fixture	15.0	0.0	15.0
Street Side	Lumens	4472.0	0.0	4472.0
	% Fixture	85.0	0.0	85.0
Total	Lumens	5261.6	0.0	5261.6
	% Fixture	100.0	0.0	100.0

ZONAL LUMENS:

Zone	Lumens	% Fixture
0°-10°	133.9	2.5
10°-20°	263.6	5.0
20°-30°	373.0	7.1
30°-40°	548.4	10.4
40°-50°	788.2	15.0
50°-60°	1109.6	21.1
60°-70°	1295.9	24.6
70°-80°	661.1	12.6
80°-90°	87.8	1.7
90°-100°	0.0	0.0
100°-110°	0.0	0.0
110°-120°	0.0	0.0
120°-130°	0.0	0.0
130°-140°	0.0	0.0
140°-150°	0.0	0.0
150°-160°	0.0	0.0
160°-170°	0.0	0.0
170°-180°	0.0	0.0
0°-90°	5261.6	100.0
0°-180°	5261.6	100.0

Coefficient of Utilization



REPORT NUMBER: P385942

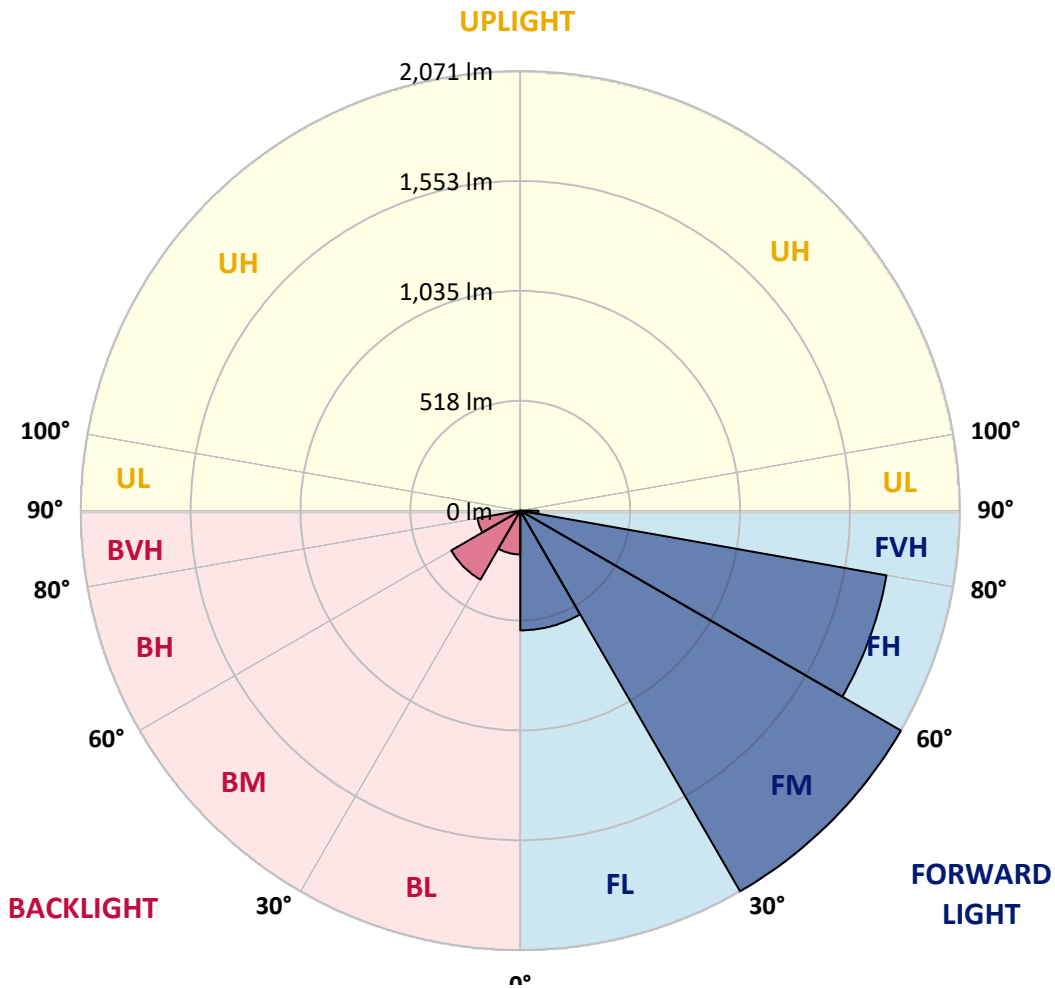
CATALOG NUMBER: GWC-SA1C-735-U-SLL-HSS

LUMINAIRE CLASSIFICATION SYSTEM LUMEN TABLE AND BUG RATING:

Zone	Lumens	% Fixture	Zone Rating/Lumen Limit		
			B	U	G
FL (0°-30°)	564.0	10.7			
FM (30°-60°)	2070.9	39.4			
FH (60°-80°)	1751.9	33.3			G1/1800
FVH (80°-90°)	85.2	1.6			G1/100
BL (0°-30°)	206.5	3.9	B1/500		
BM (30°-60°)	375.3	7.1	B1/1000		
BH (60°-80°)	205.1	3.9	B1/500		G1/500
BVH (80°-90°)	2.7	0.1			G0/10
UL (90°-100°)	0.0	0.0		U0/0	
UH (100°-180°)	0.0	0.0		U0/0	

BUG Rating: B1-U0-G1

Type III Medium





REPORT NUMBER: P385942

CATALOG NUMBER: GWC-SA1C-735-U-SLL-HSS

CANDELA DISTRIBUTION (FULL):

	0°	1°	5°	15°	25°	35°	45°	55°	65°	75°	85°
0°	1765.1	1765.1	1765.1	1765.1	1765.1	1765.1	1765.1	1765.1	1765.1	1765.1	1765.1
2.5°	1913.5	1916.5	1931.9	1967.7	2006.9	2009.9	2036.3	2009.2	2000.0	1956.1	1910.7
5°	1927.9	1939.4	1992.5	2097.9	2189.4	2218.8	2239.7	2186.3	2130.3	2023.2	1908.8
7.5°	1811.5	1830.7	1914.2	2112.1	2275.6	2347.9	2361.6	2278.1	2140.8	1964.3	1792.4
10°	1662.4	1684.4	1785.1	2028.3	2252.9	2376.9	2395.7	2286.3	2088.9	1869.1	1666.5
12.5°	1541.8	1567.5	1670.4	1934.1	2174.9	2312.0	2349.4	2258.7	2044.0	1801.6	1580.4
15°	1486.2	1515.6	1623.8	1873.3	2088.5	2196.4	2227.3	2188.1	2019.1	1790.9	1560.5
17.5°	1518.2	1550.1	1661.7	1878.6	2007.2	2053.3	2078.2	2094.2	2019.1	1855.4	1618.9
20°	1649.0	1683.4	1801.6	1931.7	1939.8	1922.7	1949.3	2005.4	2042.5	1978.0	1758.9
22.5°	1829.9	1870.3	2003.7	2022.6	1907.0	1842.0	1845.4	1933.4	2085.2	2133.6	1953.4
25°	2050.5	2099.9	2235.5	2158.3	1920.7	1793.9	1792.6	1874.1	2126.8	2289.3	2169.9
27.5°	2269.7	2324.0	2443.1	2323.7	1977.2	1785.1	1782.6	1856.1	2167.5	2427.9	2406.4
30°	2453.3	2506.2	2608.9	2443.6	2038.3	1805.5	1793.6	1875.3	2191.6	2517.9	2578.9
32.5°	2602.9	2645.2	2728.3	2526.1	2103.7	1845.2	1819.2	1926.7	2232.8	2593.9	2737.5
35°	2767.4	2812.0	2845.1	2604.7	2177.0	1902.3	1865.1	2008.1	2296.1	2671.2	2911.2
37.5°	2955.1	2999.4	2995.4	2676.4	2269.9	1996.7	1973.0	2137.3	2394.5	2747.7	3105.1
40°	3138.8	3184.1	3151.7	2754.9	2379.0	2152.5	2135.1	2331.2	2526.3	2845.6	3332.4
42.5°	3310.7	3359.8	3290.5	2829.2	2509.1	2348.9	2378.8	2581.0	2691.4	2966.2	3528.4
45°	3449.3	3499.4	3406.9	2901.5	2646.3	2587.2	2677.2	2857.6	2889.8	3068.2	3660.6
47.5°	3550.0	3597.4	3487.7	2973.7	2821.8	2878.6	3035.3	3147.7	3069.0	3156.7	3754.7
50°	3614.3	3651.2	3511.4	3064.2	3052.0	3218.6	3408.4	3463.3	3237.7	3236.5	3868.8
52.5°	3655.2	3671.9	3528.8	3158.7	3292.3	3588.7	3773.8	3791.0	3411.4	3324.2	4022.6
55°	3796.0	3809.4	3652.5	3273.1	3491.0	3913.0	4104.3	4088.3	3608.1	3496.0	4204.1
57.5°	4036.3	4050.5	3907.9	3437.6	3651.7	4113.3	4343.9	4372.5	3838.6	3737.2	4398.4
60°	4156.9	4183.3	4132.5	3646.0	3807.5	4241.5	4507.1	4598.6	4126.8	4055.3	4586.9
62.5°	4047.5	4085.9	4159.6	3877.0	3962.3	4311.9	4557.9	4679.6	4421.9	4425.9	4703.0
65°	3829.2	3859.8	3984.9	4003.6	4052.0	4303.3	4432.3	4566.4	4602.6	4766.3	4696.8
67.5°	3565.5	3576.9	3683.1	4013.6	3921.9	4041.0	4055.0	4154.2	4459.8	4886.9	4508.2
70°	3185.9	3192.1	3284.8	3679.9	3370.3	3396.5	3375.8	3396.0	3834.1	4593.1	4031.8
72.5°	2564.0	2579.7	2711.6	3056.0	2455.3	2379.8	2542.3	2533.4	2952.8	3880.5	2994.4
75°	1887.8	1915.0	2114.1	2461.6	1723.3	1558.7	1677.4	1709.0	2099.2	3001.6	1872.6
77.5°	1321.7	1341.9	1534.9	1809.6	1247.2	1114.6	1071.8	1109.4	1385.5	2171.4	943.4
80°	761.5	768.9	892.0	1044.8	840.5	961.6	871.1	897.0	830.2	966.1	405.8
82.5°	498.3	499.5	547.6	621.9	523.4	608.2	450.2	575.5	510.7	388.1	132.1
85°	269.2	270.6	317.5	441.4	296.4	167.5	98.4	202.2	315.8	89.0	36.2
87.5°	29.7	27.1	95.7	160.5	82.3	15.2	5.3	22.6	50.6	5.7	0.0
90°	0.0	0.0	0.0	0.0	0.0	0.0	0.0	0.0	0.0	0.0	0.0



REPORT NUMBER: P385942

CATALOG NUMBER: GWC-SA1C-735-U-SLL-HSS

CANDELA DISTRIBUTION (continued):

	90°	95°	105°	115°	125°	135°	145°	155°	165°	175°	180°
0°	1765.1	1765.1	1765.1	1765.1	1765.1	1765.1	1765.1	1765.1	1765.1	1765.1	1765.1
2.5°	1887.5	1866.9	1815.3	1760.7	1716.8	1675.7	1634.3	1583.7	1544.6	1536.6	1523.6
5°	1847.1	1781.7	1673.4	1564.7	1477.3	1366.8	1296.8	1242.3	1188.9	1185.7	1174.9
7.5°	1706.1	1619.9	1467.5	1317.2	1194.2	1088.9	982.8	911.8	855.9	836.2	824.5
10°	1570.5	1473.5	1283.4	1111.9	1002.0	909.0	834.2	760.0	692.6	646.3	625.4
12.5°	1475.8	1368.6	1159.0	1011.2	932.4	844.2	753.0	660.2	582.7	526.9	492.7
15°	1439.2	1324.7	1117.4	971.3	874.1	762.4	645.8	539.9	453.9	403.3	372.7
17.5°	1482.7	1349.6	1114.1	922.7	786.8	648.0	519.2	394.1	313.0	274.7	255.0
20°	1593.4	1428.9	1112.9	863.1	683.2	512.4	351.7	259.2	210.1	188.7	179.4
22.5°	1750.0	1530.1	1122.9	804.3	575.3	366.2	242.7	190.4	165.2	153.8	148.5
25°	1951.3	1672.2	1151.0	751.0	473.8	273.2	189.2	159.5	141.8	132.8	129.1
27.5°	2166.0	1835.7	1194.9	704.6	391.4	217.8	162.0	136.6	123.9	117.6	114.1
30°	2342.9	2025.1	1239.2	653.1	331.5	189.9	148.3	124.7	109.9	106.0	102.7
32.5°	2497.7	2168.4	1270.6	606.4	292.3	168.7	134.1	111.4	101.5	93.8	90.2
35°	2657.9	2287.8	1269.7	573.8	265.5	152.7	122.1	99.7	87.7	78.7	76.0
37.5°	2831.4	2422.7	1248.0	545.9	253.7	140.1	115.4	93.5	81.5	72.5	69.0
40°	3034.5	2564.3	1225.8	519.7	250.5	129.8	110.7	88.5	75.8	67.1	63.6
42.5°	3232.5	2691.8	1206.4	500.2	236.5	129.6	106.4	84.7	71.3	62.8	58.8
45°	3390.7	2810.8	1202.6	488.5	221.8	134.1	104.2	82.3	67.8	59.3	55.6
47.5°	3522.4	2939.8	1226.6	480.3	207.9	122.4	109.6	80.5	64.5	56.4	52.1
50°	3678.9	3098.4	1282.8	466.9	193.1	110.2	125.6	81.0	61.8	53.4	48.8
52.5°	3897.2	3317.8	1365.6	444.1	172.9	98.9	123.6	81.5	58.8	50.1	45.7
55°	4142.0	3591.6	1454.6	406.5	144.9	84.3	106.0	78.0	53.1	46.6	42.4
57.5°	4399.2	3840.1	1507.4	361.7	115.2	72.8	84.7	71.0	46.9	41.9	39.2
60°	4439.6	3934.6	1483.3	306.6	91.5	63.3	62.8	72.2	41.9	36.9	34.9
62.5°	4339.2	3815.9	1366.3	257.5	76.6	55.6	51.6	63.0	37.9	32.9	30.9
65°	4145.9	3495.2	1177.0	232.0	71.0	47.6	42.8	44.3	33.2	28.7	27.0
67.5°	3877.3	3066.9	966.4	217.6	70.3	40.9	36.6	33.6	28.7	24.9	23.4
70°	3327.9	2555.1	771.0	209.6	68.3	34.4	30.9	27.4	24.0	21.2	19.9
72.5°	2449.4	1810.5	599.7	200.9	68.8	27.4	27.0	22.6	19.2	16.4	16.0
75°	1415.2	1034.4	393.3	162.8	65.6	21.2	22.5	16.0	13.4	11.5	11.5
77.5°	754.2	630.8	149.8	67.8	24.0	13.4	12.7	9.5	8.5	7.0	6.8
80°	328.8	277.7	45.1	19.0	13.2	7.2	4.7	4.2	3.8	3.0	2.7
82.5°	116.4	100.4	14.7	9.2	5.7	0.0	0.0	0.0	0.0	0.0	0.0
85°	26.4	19.0	0.0	2.3	0.0	0.0	0.0	0.0	0.0	0.0	0.0
87.5°	0.0	0.0	0.0	0.0	0.0	0.0	0.0	0.0	0.0	0.0	0.0
90°	0.0	0.0	0.0	0.0	0.0	0.0	0.0	0.0	0.0	0.0	0.0



REPORT NUMBER: P385942
 CATALOG NUMBER: GWC-SA1C-735-U-SLL-HSS

CANDELA DISTRIBUTION (continued):

	185°	195°	205°	215°	225°	235°	245°	255°	265°	270°	275°
0°	1765.1	1765.1	1765.1	1765.1	1765.1	1765.1	1765.1	1765.1	1765.1	1765.1	1765.1
2.5°	1497.2	1491.8	1459.3	1460.6	1466.3	1474.6	1455.1	1464.0	1488.3	1511.4	1520.1
5°	1157.7	1159.0	1139.3	1151.5	1162.5	1169.9	1138.5	1139.0	1158.3	1184.4	1198.1
7.5°	815.8	813.8	814.8	844.0	864.6	849.7	861.4	820.7	823.3	842.0	828.0
10°	606.4	579.0	563.5	585.5	608.2	599.9	579.7	566.5	575.8	596.4	594.9
12.5°	476.6	437.2	414.0	398.3	417.0	401.5	401.0	389.6	377.1	379.3	412.5
15°	358.4	329.7	302.3	277.1	276.7	271.4	244.8	214.8	212.4	213.8	231.1
17.5°	246.5	236.8	225.5	203.8	198.1	176.2	150.3	138.4	132.4	135.1	140.8
20°	173.2	169.5	170.7	159.0	150.8	129.8	114.7	109.9	108.9	111.7	114.4
22.5°	143.5	136.9	136.1	130.9	122.6	107.5	99.2	96.5	95.3	97.7	99.7
25°	125.6	118.9	116.1	112.9	104.2	93.8	88.8	86.2	85.0	86.5	87.7
27.5°	110.7	104.5	101.9	99.7	91.2	83.7	79.8	77.5	76.6	77.0	78.3
30°	99.5	93.9	90.7	88.0	80.8	75.5	72.1	69.8	68.8	68.8	70.1
32.5°	87.7	84.7	81.7	78.3	71.5	68.0	64.5	62.1	61.1	61.3	62.3
35°	73.0	72.1	72.8	69.5	63.8	60.8	57.3	54.6	53.8	54.1	55.0
37.5°	64.8	60.3	63.0	61.3	58.1	54.1	49.6	47.1	45.8	46.6	47.1
40°	59.6	54.1	52.1	53.8	53.4	46.9	42.8	40.4	39.4	39.6	40.1
42.5°	55.0	48.6	44.2	43.9	46.9	40.9	36.6	34.4	33.2	33.2	33.6
45°	50.8	43.9	38.4	34.1	39.4	34.7	30.6	28.7	27.1	27.1	27.4
47.5°	47.6	39.9	33.4	27.9	29.7	28.4	25.2	23.2	21.7	21.7	21.9
50°	44.6	35.9	28.9	23.4	22.2	23.4	20.5	18.2	17.2	16.9	17.5
52.5°	41.3	31.9	24.7	19.9	17.5	17.7	16.0	14.5	13.2	13.2	13.7
55°	38.1	28.7	21.4	16.9	14.5	13.2	12.7	11.7	10.7	10.7	11.2
57.5°	34.9	25.2	18.2	14.0	11.5	10.4	10.4	9.7	9.0	9.0	9.5
60°	31.9	21.7	14.9	11.5	9.0	8.7	9.0	8.3	7.7	7.7	8.3
62.5°	28.4	18.4	12.2	9.5	7.2	7.0	7.7	7.2	6.8	6.8	7.2
65°	24.1	15.7	9.7	7.2	5.4	5.4	6.5	6.0	5.4	5.4	6.0
67.5°	20.5	13.2	7.5	5.3	3.9	4.2	5.4	5.0	4.7	4.7	5.3
70°	16.9	10.2	5.3	3.2	2.3	3.2	4.2	4.2	4.2	4.2	4.7
72.5°	12.7	7.0	3.0	1.2	1.0	2.3	3.5	3.9	3.8	3.8	4.5
75°	8.3	3.9	1.0	0.0	0.0	1.2	2.7	3.2	3.2	3.0	3.8
77.5°	4.7	1.2	0.0	0.0	0.0	0.0	1.8	1.5	1.2	1.0	1.8
80°	1.2	0.0	0.0	0.0	0.0	0.0	0.0	0.0	0.0	0.0	0.0
82.5°	0.0	0.0	0.0	0.0	0.0	0.0	0.0	0.0	0.0	0.0	0.0
85°	0.0	0.0	0.0	0.0	0.0	0.0	0.0	0.0	0.0	0.0	0.0
87.5°	0.0	0.0	0.0	0.0	0.0	0.0	0.0	0.0	0.0	0.0	0.0
90°	0.0	0.0	0.0	0.0	0.0	0.0	0.0	0.0	0.0	0.0	0.0



REPORT NUMBER: P385942
 CATALOG NUMBER: GWC-SA1C-735-U-SLL-HSS

CANDELA DISTRIBUTION (continued):

	285°	295°	305°	315°	325°	335°	345°	355°	359°	360°
0°	1765.1	1765.1	1765.1	1765.1	1765.1	1765.1	1765.1	1765.1	1765.1	1765.1
2.5°	1555.3	1584.7	1626.1	1670.0	1737.5	1791.0	1843.7	1888.7	1906.2	1913.5
5°	1231.0	1274.1	1334.7	1412.5	1534.3	1644.0	1755.2	1867.1	1915.7	1927.9
7.5°	883.3	938.5	1015.4	1112.9	1255.7	1397.7	1553.0	1717.3	1792.6	1811.5
10°	653.8	721.1	809.3	912.0	1048.4	1194.3	1363.6	1551.3	1637.3	1662.4
12.5°	463.9	554.8	673.0	797.8	916.0	1046.3	1217.5	1424.4	1514.7	1541.8
15°	272.4	360.4	500.2	667.4	818.8	950.9	1124.8	1359.4	1458.9	1486.2
17.5°	156.3	200.2	305.9	492.2	697.6	880.6	1095.7	1375.6	1492.7	1518.2
20°	119.4	133.3	176.2	317.0	556.0	811.5	1095.7	1467.3	1611.6	1649.0
22.5°	104.5	114.7	132.1	189.2	409.3	737.5	1108.4	1599.9	1788.6	1829.9
25°	92.7	101.9	116.9	142.3	279.2	649.5	1138.5	1762.7	1997.0	2050.5
27.5°	83.0	91.7	105.2	124.7	190.9	543.3	1179.2	1953.6	2226.7	2269.7
30°	74.3	82.5	94.7	108.4	147.3	423.0	1213.8	2133.6	2407.2	2453.3
32.5°	66.0	73.6	84.5	94.7	120.6	312.8	1217.5	2276.2	2557.0	2602.9
35°	58.3	65.1	75.1	83.0	100.0	247.0	1159.5	2399.8	2706.8	2767.4
37.5°	50.8	57.3	66.0	72.1	88.0	201.4	1070.7	2537.6	2899.0	2955.1
40°	43.9	49.6	58.6	62.6	83.2	154.8	974.3	2682.2	3087.4	3138.8
42.5°	37.4	42.8	51.6	59.3	73.0	115.6	870.2	2817.7	3256.9	3310.7
45°	31.2	36.9	45.7	62.8	60.6	86.5	758.7	2907.7	3390.7	3449.3
47.5°	25.2	31.7	43.6	59.8	48.4	63.6	670.4	2992.9	3492.2	3550.0
50°	20.2	26.7	49.1	53.4	39.6	48.6	633.6	3069.2	3558.7	3614.3
52.5°	16.4	22.5	46.4	40.9	33.2	40.1	653.5	3192.8	3620.3	3655.2
55°	13.7	17.7	27.9	28.4	28.2	34.1	678.2	3370.3	3779.6	3796.0
57.5°	11.9	14.2	19.4	21.9	23.7	30.4	678.7	3625.0	4026.1	4036.3
60°	10.2	12.5	16.2	17.7	20.5	27.1	654.0	3714.0	4123.0	4156.9
62.5°	9.0	11.0	13.4	14.7	17.2	24.4	596.2	3585.2	3989.9	4047.5
65°	8.0	10.0	11.2	12.5	15.2	21.9	501.0	3327.4	3769.1	3829.2
67.5°	7.0	8.7	10.0	11.2	13.7	19.4	368.9	3028.0	3515.6	3565.5
70°	6.2	7.7	9.0	10.0	11.9	16.4	223.9	2569.4	3165.2	3185.9
72.5°	6.0	7.0	8.3	9.0	10.4	14.5	113.4	1888.3	2530.4	2564.0
75°	5.3	6.2	7.5	8.0	9.2	12.5	46.1	1240.3	1833.7	1887.8
77.5°	4.2	5.7	6.8	7.2	8.0	10.2	23.4	792.6	1286.9	1321.7
80°	1.5	4.2	5.7	6.0	6.8	7.5	15.5	433.9	746.5	761.5
82.5°	0.0	2.7	4.5	4.2	4.7	5.7	10.0	206.4	492.7	498.3
85°	0.0	1.2	3.5	2.7	2.0	3.9	3.5	45.1	258.4	269.2
87.5°	0.0	0.0	0.3	1.2	1.0	1.5	0.5	0.3	23.4	29.7
90°	0.0	0.0	0.0	0.0	0.0	0.0	0.0	0.0	0.0	0.0

Signify Classified - Internal
Cooper Lighting Solutions Photometric Lab
1121 Highway 74 South
Peachtree City, GA 30269

Scaled Data Report



Report Generated By 670245982

Signify Classified - Internal
Cooper Lighting Solutions Photometric Lab
1121 Highway 74 South
Peachtree City, GA 30269

Scaled Data Report



Signify Classified - Internal
Cooper Lighting Solutions Photometric Lab
1121 Highway 74 South
Peachtree City, GA 30269

Scaled Data Report



Signify Classified - Internal
Cooper Lighting Solutions Photometric Lab
1121 Highway 74 South
Peachtree City, GA 30269

Scaled Data Report





--- HS — SS

Signify Classified - Internal
Cooper Lighting Solutions Photometric Lab
1121 Highway 74 South
Peachtree City, GA 30269

Scaled Data Report



u

Signify Classified - Internal
Cooper Lighting Solutions Photometric Lab
1121 Highway 74 South
Peachtree City, GA 30269

Scaled Data Report



Signify Classified - Internal
Cooper Lighting Solutions Photometric Lab
1121 Highway 74 South
Peachtree City, GA 30269

Scaled Data Report



Signify Classified - Internal
Cooper Lighting Solutions Photometric Lab
1121 Highway 74 South
Peachtree City, GA 30269

Scaled Data Report



Signify Classified - Internal
Cooper Lighting Solutions Photometric Lab
1121 Highway 74 South
Peachtree City, GA 30269

Scaled Data Report



(END OF REPORT)